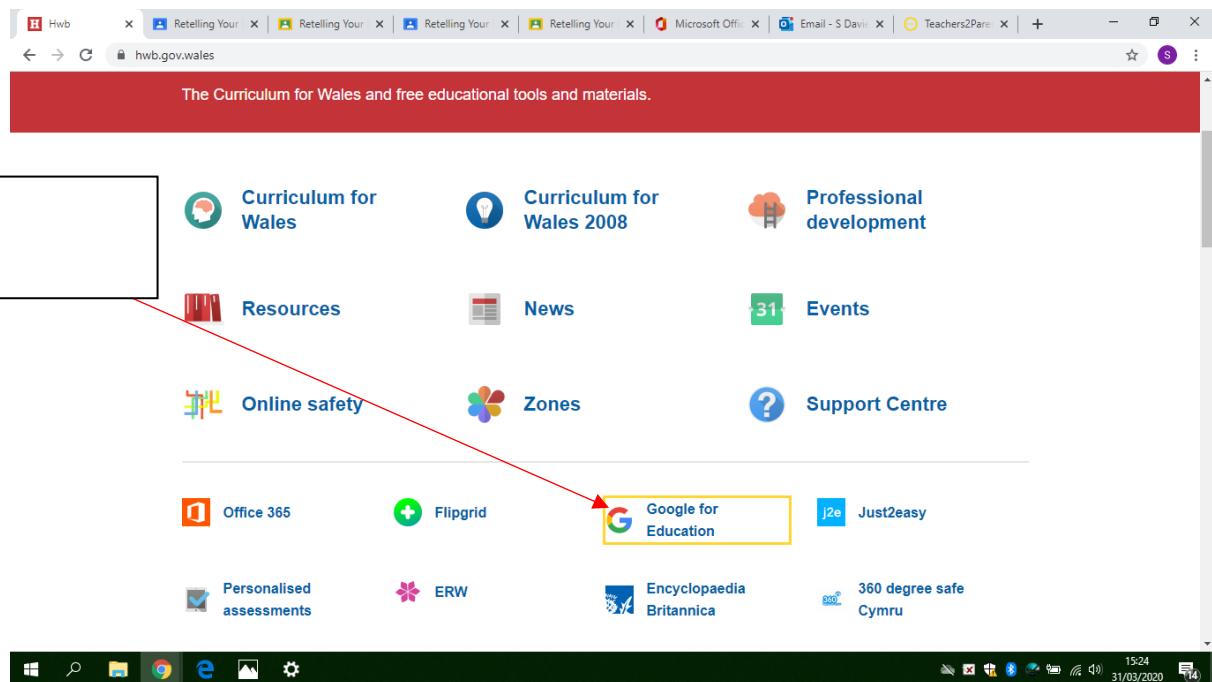
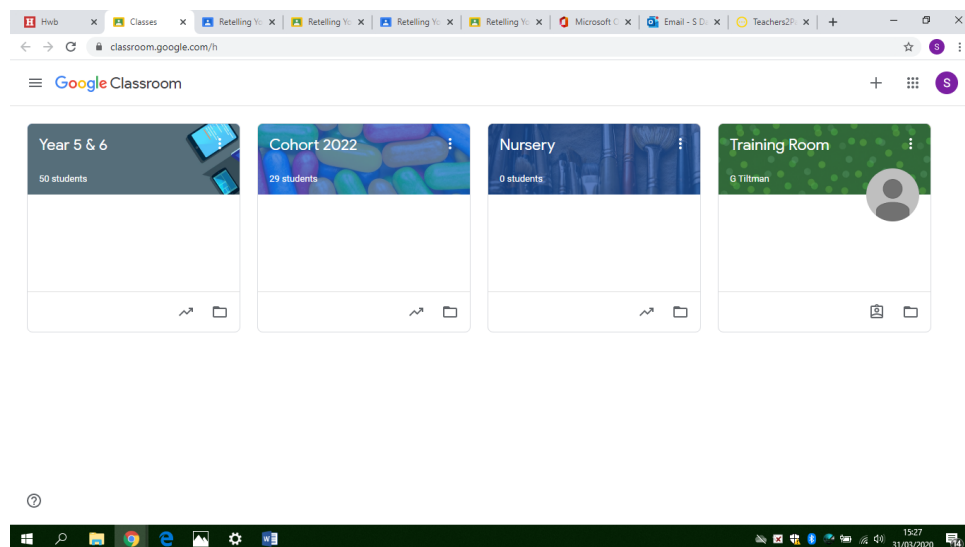


# How to use Google Classroom



## Select your class



There is a class for Years 5 & 6. And a separate class for Years 3&4. If you don't see your class, you are in the wrong account. See the notes on the last page for swapping accounts.

Click on **classwork** to see assignments

Year 5 & 6

Class code: vi6gm43

Stream

Upcoming

No work due soon

View all

Share something with your class...

Carol Elford  
12:33 PM

hi everybody!  
i hope you are all okay?  
im missing you all so so much!  
when we go back to school will miss the yr 6

Click here to contact a teacher. We can see each other's messages and one of us will get back to you as soon as possible

Year 5 & 6

Stream

Messages From My Teacher

Just checking in 16 Posted Mar 25

Audible Posted Mar 22

Contact My Teachers

Contact Mr Lewis 16 Posted Mar 19

Contact Mr Tiltman Posted Mar 19

Contact Ms Davies Posted Mar 19

Spelling

Learning Games

Times Tables

Borfa Photos

Optional Maths Pra...

Phonics

Once you have scrolled down and found the challenges you can click on the one you wish to do.

Working From Home - Learning Challenges

Assignment	Due Date
Retelling Your Favourite Fairy Tale	Edited Mar 17
Research - What was life like in a castle?	Posted Mar 17
Research a Fairy Tale From Around the ...	Posted Mar 17
Writer Research	Posted Mar 17
Character Timetable	Edited Mar 17
Magic Potion	Edited Mar 17
Email Conversation Between Two Characters	Edited Mar 17
Writing Your Own Fairy Tale	Edited Mar 17

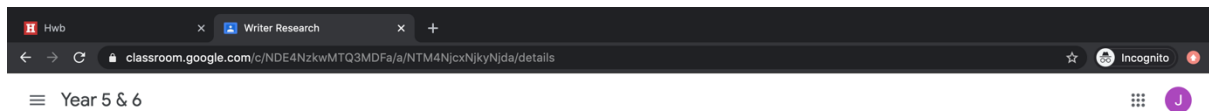
If you click on the challenge, it will tell you what to do and give ideas.

Click on **view assignment** to start your work and get more details about the challenge.

Working From Home - Learning Challenges

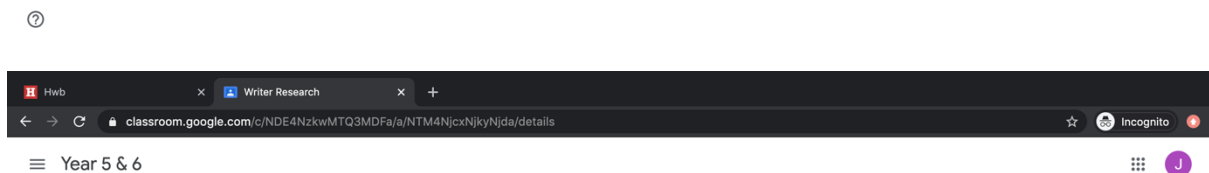
Assignment	Due Date
Retelling Your Favourite Fairy Tale	No due date
Research - What was life like in a castle?	No due date
Research a Fairy Tale From Around the ...	No due date
Writer Research	No due date
Character Timetable	No due date
Magic Potion	No due date
Email Conversation Between Two Characters	No due date
Writing Your Own Fairy Tale	No due date

View assignment



Tells you what you need to do to complete the challenge.

If you are completing your work digitally you will need to add a document. Click Add or Create.



When you click **Add or Create** it will give you different options.

**Docs** is a word-processing programme like Microsoft Word.

**Slides** is a presentation tool like Microsoft Powerpoint.

**Sheets** is a spreadsheet tool like Microsoft Excel.

If you want to upload a photo, video or another file that you have completed the work in click on the word **FILE**. You can then choose where the file is saved on your device -e.g. your gallery and the click to upload it.

Year 5 & 6

## Writer Research

100 points

G Tiltman 17 Mar

Research who are the 3 most famous fairy tale writers .

Class comments

Add class comment...

Your work Assigned

Jayden<sup>1</sup> Google Docs

+ Add or create

Hand in

Private comments

Add private comment...

If you choose Docs, Slides or Sheets, Google classroom will automatically name the file.

Click on the title to open it. It will open in a new window/tab.

Jayden<sup>1</sup> Writer Research

File Edit View Rename Format Tools Add-ons Help Last edit was made seconds ago by anonymous

100% Normal text Arial 11 B I U A

Headings that you add to the document will appear here.

You can then work on your document. The toolbars allow you to format your work – change text fonts, colours, add images etc.

Google automatically saves your work as you go along. When you have finished working on the document, click on the cross to exit.

You can come back to work on your document as many times as you want.

Year 5 & 6

## Writer Research

100 points

G Tiltman 17 Mar

Research who are the 3 most famous fairy tale writers.

Class comments

Add class comment...

Your work **Assigned**

Jayder Google Docs

+ Add or create

Hand in

Private comments

Add private comment...

To return to your work, click on the named file again.

If you are sure that you have finished, click **Hand in**. This sends your work to your teacher.

Year 5 & 6

## Writer Research

100 points

G Tiltman 17 Mar

Research who are the 3 most famous fairy tale writers.

Class comments

Add class comment...

Your work **Handed in**

Jayder Google Docs Write...

Unsubmit

Private comments

Add private comment...

If you have clicked **Hand in** and then want to make a change, click **unsubmit**. This returns your work to you.

## Communicating with your teacher and classmates

The screenshot shows a Google Classroom interface for an assignment titled "Writer Research" by G Tiltman, assigned on 17 Mar. The assignment is worth 100 points and asks students to "Research who are the 3 most famous fairy tale writers." Below the assignment title, there is a "Class comments" section with a text input field labeled "Add class comment...". To the right, there is a "Your work" section with a "Mark as Done" button and a "Private comments" section with a text input field labeled "Add private comment...". Two red arrows point from callout boxes to these input fields. The first callout box points to the "Add class comment..." field and contains the text: "Messages typed in this box can be read by **everybody** in the class and will show under this box. **Be careful what you post.**". The second callout box points to the "Add private comment..." field and contains the text: "Messages typed in this box can **only** be read by your **teachers.**".


Messages typed in this box can be read by **everybody** in the class and will show under this box. **Be careful what you post.**

Messages typed in this box can **only** be read by your **teachers.**

## Using Google Classroom on tablets and phones

If you are using Google Classroom on a phone or tablet, it is best to **download** the **Google Classroom, Google Drive, Google Docs and Google Slides Apps**. They are free and take up very little space.

If you are using a device that already has a Google account linked to it, you will need to switch between the accounts. If you can't see your classroom or it is asking you for a code, you are on the wrong account. Use these steps to switch accounts. The steps are slightly different for different devices.

1. Open Google Classroom App
2. In the top left, tap Menu . To connect your account you will need to enter your Hwb details.
3. Click Add/Connect Account.
4. Type in your Hwb username and Click submit. Make sure you type in the @hwbcymru.net
5. The Hwb sign in page will load. Type in your Hwb Username and Password. Your classroom should then be attached to your phone.

To swap between accounts, click on the three lines .

